

DEUTZ TCD 3.6 Power Pack

60 - 135 hp / 45 - 100 kW ■ USA EPA Tier 4 Final



The engine company.



DEUTZ Factory-Built Power Packs

- DEUTZ factory-built Power Packs are compact, ready-to-install engine solutions for mobile machinery. Designed for use in the construction, agricultural and industrial markets, each Power Pack is fully tested and validated to offer a robust and completely integrated power package. Not only are they easy to install, but they also offer the industry's lowest installed and operational costs. And, they come with the same exclusive warranty as new DEUTZ engines.
- The DEUTZ TCD3.6 complete “drop-in,” ready-to-run packages are available with the unique option of a high powered (75hp) auxiliary-gear-driven side PTO, suitable for driving compact hydraulic pumps and compressors for OEM equipment.
- All normally aspirated and turbocharged 3.6 Power Pack units comply with EPA Tier 4 Final. Turbo-charged and charge-air-turbo-charged models range from 60 to 135hp (45 -100 kW).
- Power Packs are available in three different versions: Pedestal, Open Skid and Closed Skid. Each version is supported with a large range of options and accessories. Both the Open Skid and Closed Skid Power Packs are free-standing.
- Power Packs feature newly designed, water-cooled, 4-cylinder, inline diesel engines with cooled, external-exhaust-gas recirculation. The engine range meets current North American emission requirements, with versions available for export to lower regulated countries (LRC).
- Use of a DVERT® oxidation catalyst (DOC) enables maintenance-free operation under all applications and ambient conditions. The DOC is a modular exhaust after-treatment (EAT) that comes pre-mounted to the engine, maintaining a compact design. Each unit includes a cooling package, and engines can be equipped with a suction or pusher fan.
- Suitable for “downsizing,” this power range of DEUTZ engines can replace Tier 3 (flex) 4.5-liter engines while offering the same performance and reliability associated with all DEUTZ engines and powered equipment.

Engine type		TD 3.6 L4	TCD 3.6 L4 HT	TCD 3.6 L4
No. of cylinders		4	4	4
Bore/stroke	mm in	98/120 3.9/4.7	98/120 3.9/4.7	98/120 3.9/4.7
Displacement	l cu in	3.6 221	3.6 221	3.6 221
Max. nominal speed	min -1 rpm	2600	2300	2300

Engine type		TD 3.6 L4	TCD 3.6 L4 HT	TCD 3.6 L4
Power output as per ISO 14396 1)	kW hp	55.4 74	55.4 74	100 136
at speed	min -1 rpm	2600	2300	2300
Max. torque	Nm lb/ft	330 243	390 288	500 369
at speed	min -1 rpm	1600	1300	1600
Minimum idling speed	min -1 rpm	800	800	800
Specific fuel consumption 2)	g/kWh lb/hph	220 0.36	210 0.35	210 0.35
Engine Weight as per DIN 70020 Part 7A 3)	kg lb	350 772	350 772	350 772


1) Power data without deduction of fan power.

2) Best point consumption refers to diesel with a density of 0.835 kg/dm³ at 15°C.

3) Without starter/alternator, cooler and fluids but with flywheel and flywheel housing.


The data on this data sheet are for information purposes only and are not binding values. The data in the quotation is definitive.

The engine company.




TD/TCD 3.6 PEDESTAL

		A	B	C
TD 3.6 Pedestal Power Pack	mm/in	1077/42.4	770/30.3	1354/53.3
TCD 3.6 Pedestal Power Pack	mm/in	1169/46.0	771/30.4	1157/45.6



TD/TCD 3.6 OPEN

		A	B	C
TD 3.6 Open Power Pack	mm/in	1303/51.3	828/32.6	1215/47.8
TCD 3.6 Open Power Pack	mm/in	1480/58.3	1720/67.7	1455/57.3



TD/TCD 3.6 CLOSED

		A	B	C
TD 3.6 Closed Power Pack	mm/in	1304/51.4	828/32.6	1401/55.2
TCD 3.6 Closed Power Pack	mm/in	1480/58.3	1357/53.4	1455/57.3



DEUTZ Corporation
 3883 Steve Reynolds Blvd. | Norcross, GA 30093 USA
 Phone: 770 564 7100 | E-mail: info@deutzusa.com
 www.deutzamericas.com

The engine company. **DEUTZ**®